

# You are the creator

*Celeste*<sup>+</sup>  
Innov-is CX1e  
Embroidery Machine

brother  
at your side



# Embroidery machine

# Celeste<sup>+</sup>

## Innov-is CX1e



For when you're  
serious about  
your art

**Embroidery is your game, and  
you're clearly leading the way in  
your chosen craft.**

That's why we've built the Celeste CX1e especially for serious embroiderers like you. We've included all the best of Brother's embroidery innovation to give you precise, fast stitch outs that really let your creative side stand out.

It's time to get serious about your embroidery, it's time to invest in a Celeste CX1e.

### Premium features:

- Extra-large embroidery area: 360 x 240mm (14 x 9.5")
- 523 built-in embroidery designs, plus 140 frames, and 26 fonts
- Fast – up to 1,050spm embroidery speed
- Precise – LED pointer embroidery foot and two-point positioning function
- Stitch to Block function – change size of embroidery while keeping the stitch density
- Matrix copy setting – automatically place repeated designs for the perfect layout
- Advanced colour shuffling and colour sorting
- Auto jump stitch trimmer and auto needle threader
- Wireless connectivity and 2 USB ports – making it easy to import designs
- 5-year warranty



### Precision embroidery

Use the LED needle drop pointer in combination with the two-point positioning function to perfectly position patterns on hems, pockets and more.

### Stitch perfection

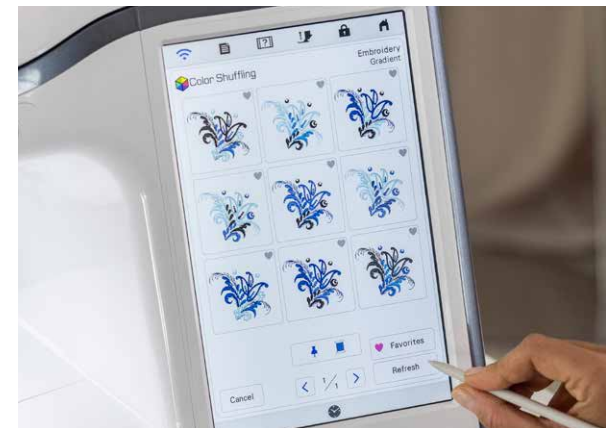
Advanced decorative, echo and stippling functions, appliqué creator and No Sew setting give you ultimate control over your design editing.

### Shuffle your favourites

Finding the right look has never been easier. Choose your embroidery design, then use Colour Shuffle to choose your colour theme and scroll through the multiple colour variations. Save up to nine favourites.

### Perfect repeats

Use the Matrix Copy function to create rows of repeated designs, perfect for appliqués and badges. Your Celeste will automatically colour sort, reducing thread changes if you're using a lot of colours!



# When you're serious about embroidery

You need a machine that can seriously perform

**With over 100 years of crafting experience, we know what serious embroiderers need and what serious embroidery looks like. With the Celeste CX1e we've taken all of that knowledge and created a machine that brings you the best, and leaves out the rest.**



## Space to create

With a generous 360 x 240mm (14 x 9.5") embroidery area, you'll always have enough space to work on large-scale pieces.

## Wireless creativity

The CX1e is equipped with wireless LAN, connecting you to mobile apps like Artspira and My Stitch Monitor, for a highly streamlined user experience.

Artspira



## Optimised features

The CX1e boasts embroidery speeds of up to 1,050spm.

Embroidery times are further streamlined thanks to central controls and essential automated features like programmable jump stitch cutting, auto presser foot lift and independent bobbin winder.

The Matrix Copy feature and advanced colour sorting maximises your workflow and stitching time even further.

## Looking sharp

Select your designs on the large 10.1" built-in high-definition LCD display – scroll through menus, navigate crystal-clear icons and perform on-screen editing.



How to embroider on tulle



# URBAN threads

Create your own masterpiece:  
claim this embroidery pattern!

Register your CX1e using this QR code and get a selection of Urban Threads embroidery patterns for FREE as a thank you gift from us to you.



## Take your craft further, with Brother's magnetic embroidery frames\*

The Brother magnetic embroidery frames make embroidery as easy as one, two, three. No more levers, catches or screws. Just place any fabric up to 2mm thick on the hoop, add the sturdy magnets and start stitching.

Available in the following sizes:

- 300 x 180mm
- 180 x 130mm

Visit [sewingcraft.brother.eu](http://sewingcraft.brother.eu) to see all optional accessories available.

Embroidery designs by Urban Threads [urbanthreads.com](http://urbanthreads.com)

\*Additional purchase necessary

# Unleash your imagination

Built to let you take the creative lead, the Celeste CX1e has wireless capability and two USB ports, so you can import the designs you've created or purchased.

If you need some creative inspiration, there are plenty of built-in patterns to choose from. Browse through designs, frames and decorative buttonholes, all of which you can combine, flip and rotate.

It's not just pictures that speak a million words, especially when the CX1e comes with 26 embroidery fonts, 24 of which are Alphabet and 2 of which are full Cyrillic. Words don't have to be plain – use the touchscreen for text input, with various editing capabilities such as curving, arraying and space adjustment.



# You're the creator

Your craft is a story, each stitch building on the those you've sewn before.

**With the Celeste CX1e's wireless capability and USB ports you can import any Brother compatible embroidery pattern that you've designed or purchased yourself. Built-in and additional software give you full creative freedom.**

## My Stitch Monitor




Brother's free My Stitch Monitor App (iOS/Android only) wirelessly monitors the progress of your embroidery project, notifying you when you need to change threads, when your project is complete, and more.

## Design database transfer



With wireless connectivity you can transfer embroidery data with Brother's free Design Database Transfer (for Windows only).

## Brother BE EmbroideryStudio\*



Brother has partnered with Wilcom to bring you the latest embroidery design software, developed especially for embroidery professionals and serious hobbyists who require advanced design capabilities.

- Deep control over design and layout
- Vector design tools for logo work
- Professional level output with CorelDRAW integration.

## PE-Design 11\*



Expand your creativity with Brother's innovative digitising software:

- Photostitch
- Create your own embroidery and stitch designs
- Hundreds of built-in fonts and designs
- Advanced layout and editing
- Powerful quilting features – inc. design bespoke fill patterns
- Compatible with ScanNCut.

\*Additional purchase necessary


## Artspira

Artspira

Brother's mobile embroidery, cutting and creative printing design app. Create on-the-go via mobile or tablet, then wirelessly transfer to your machine.

Embroidery users can draw their own embroidery designs, convert images into embroidery data, stitch out of thousands of Artspira embroidery designs, edit designs, add text, buy Disney inspired embroidery motifs and much more\*\*!

Artspira is free to download and use, however users can upgrade to an Artspira+ subscription to access more designs, features, projects and get discounts on Disney inspired embroidery designs.



\*\*some features are only available to Artspira+ subscription holders and may not be available in every country. iOS/Android only.

# Celeste CX1e, from hobby to hustle

If you're ready to step up your embroidery output, then the Celeste CX1e is the ideal machine to expand on. Brother embroidery machines have been built to always be at your side, their quality workmanship and sturdy design make them the crafting partner you can rely on.

## Make the most of every opportunity, whether it's for business or for pleasure, with:

- **Plenty of choice** – stitch out built-in patterns or send wirelessly from Artspira or Brother embroidery digitising software.
- **Precision placement** – get professional placement with LED pointer plus two point positioning.
- **Text editing** – simple font editing functions and multiple font choices for quick personalisation.
- **Save time** – fast embroidering speeds, with features like Matrix Copy and colour sorting make for quick and efficient stitch outs.
- **Professional editing on-screen** – add and amend on screen with the Stitch-to-Block function, text editing, No Sew feature, and smart pattern editing features including adding deco and echo stippling.
- **Advanced features** – with the programmable jump stitch cutter, auto thread tension, auto needle threader, and auto foot down, you have everything you need at your fingertips.



## Embroidery Machine

*Celeste*<sup>+</sup>  
Innov-is CX1e

## General features

|                                 |  |
|---------------------------------|--|
| <b>Lighting</b>                 | Almost 11" of full-spectrum lighting around the needle, in adjustable five settings, including off   |
| <b>Needle threader</b>          | Automatic needle threading system  |
| <b>Bobbin winder</b>            | Separate bobbin winder system with adjustable winding speed  |
| <b>Wireless</b>                 | Wireless LAN capability for exchange of embroidery data with PE DESIGN 11; links machine with mobile apps like Artspira and allow firmware updates |
| <b>Thread tension</b>           | Automatic thread tension   |
| <b>Thread cutter</b>            | Automatic thread cutter  |
| <b>Presser foot</b>             | Automatic presser foot lift and extra high lift  |
| <b>Thread sensors</b>           | Thread sensors for upper and lower threads   |
| <b>Teaching movies</b>          | Up to 16 built-in teaching videos and MP4 playability  |
| <b>Start/stop button</b>        | Ergonomic large start/stop button  |
| <b>Environment</b>              | Save energy with Eco and Deep Sleep modes  |
| <b>My Stitch Monitor</b>        | Monitor project progress wirelessly via your mobile device   |
| <b>LCD display</b>              | Large and clear 10.1" built-in HD LCD display  |
| <b>Intuitive user interface</b> | Easy-to-use screen layout and realistic preview of selected stitches and patterns  |
| <b>USB connectivity</b>         | Two high-speed ports, can connect by mouse as well as optional external USB embroidery card reader   |
| <b>Operational languages</b>    | 12 built-in languages  |
| <b>Safety features</b>          | Presser foot and needle changing key for safe operation; screen lock   |
| <b>Update</b>                   | Software update capability via wireless or USB   |

## Embroidery features

|                                   |   |
|-----------------------------------|---|
| <b>Embroidery area</b>            | Large 14" x 9.5" (360 x 240mm) embroidery area  |
| <b>Built-in designs</b>           | 523 embroidery designs, monogram and buttonhole shapes  |
| <b>Built-in fonts</b>             | 26 embroidery fonts (24 alphabet and 2 Cyrillic)  |
| <b>Text edit functions</b>        | Simplified user interface for text input and editing, with various editing capabilities such as curving, arraying, and space adjustment |
| <b>Font sizes</b>                 | S/M/L size for font designs   |
| <b>Built-in frame designs</b>     | 140 frame pattern combinations  |
| <b>Thread trimming</b>            | Jump stitch thread trimming with thread wiper   |
| <b>Density</b>                    | On-screen auto density adjustment (Stitch-to-Block) available for embroidery and letters  |
| <b>LED pointer</b>                | For high-precision placement of embroidery patterns with two-point positioning function   |
| <b>Advanced editing functions</b> | Design editing, flip designs horizontally, pattern rotating (1, 10 and 90 degrees), drag and drop operation, zoom up to 200%            |
| <b>Basting embroidery</b>         | Secure your embroidery to your stabiliser before stitching out your pattern for better results  |
| <b>Colour shuffling</b>           | Choose one thread brand with more colour variations, with pinning, and favourite mark capability  |
| <b>Stippling</b>                  | No-fuss echo quilting, stippling and decorative fills in embroidery edit  |
| <b>Selection</b>                  | Advanced multiple design selection  |
| <b>Colour change</b>              | Direct touch button for changing colours of embroidery pattern  |
| <b>Resume function</b>            | Pause and resume mid embroidery stitch out  |
| <b>Appliqué creator</b>           | Multiple appliqués in one hoop with automatic best placement  |
| <b>Optimised colour sorting</b>   | Colour sort feature and direct touch button for optimised embroidery  |
| <b>Frame detection</b>            | Automatic embroidery frame size detection   |
| <b>Progress bar</b>               | Progress bar allows you to see the current needle point, or to move forwards/backwards  |
| <b>Thread palettes</b>            | Selectable thread brand for built-in and external designs   |
| <b>Included frames</b>            | Two standard frames included: 360 x 240mm (14 x 9.5") and 180 x 130mm (7 x 5")  |
| <b>Matrix copy</b>                | Repeat embroidery motifs and reduce thread changes  |
| <b>No sew function</b>            | Choose which parts of your embroidery pattern you want to sew, and leave those you don't want out                                       |