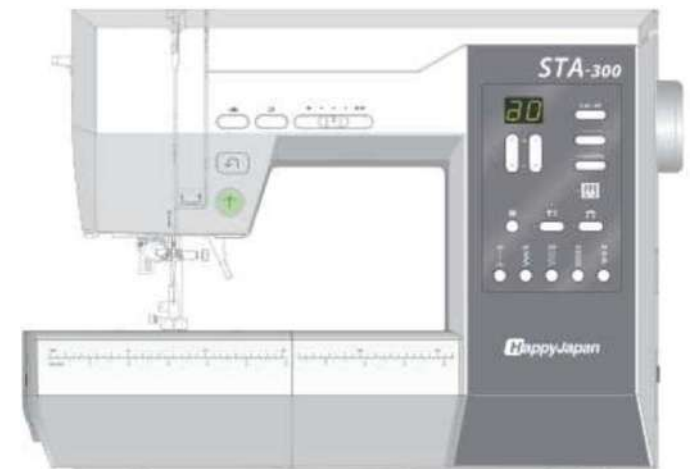
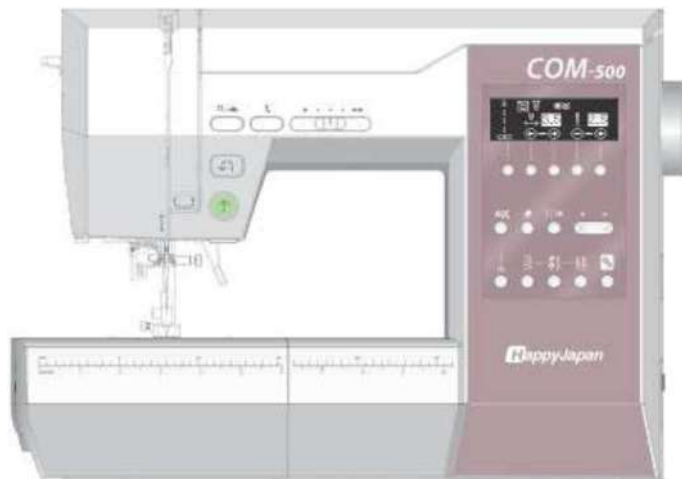
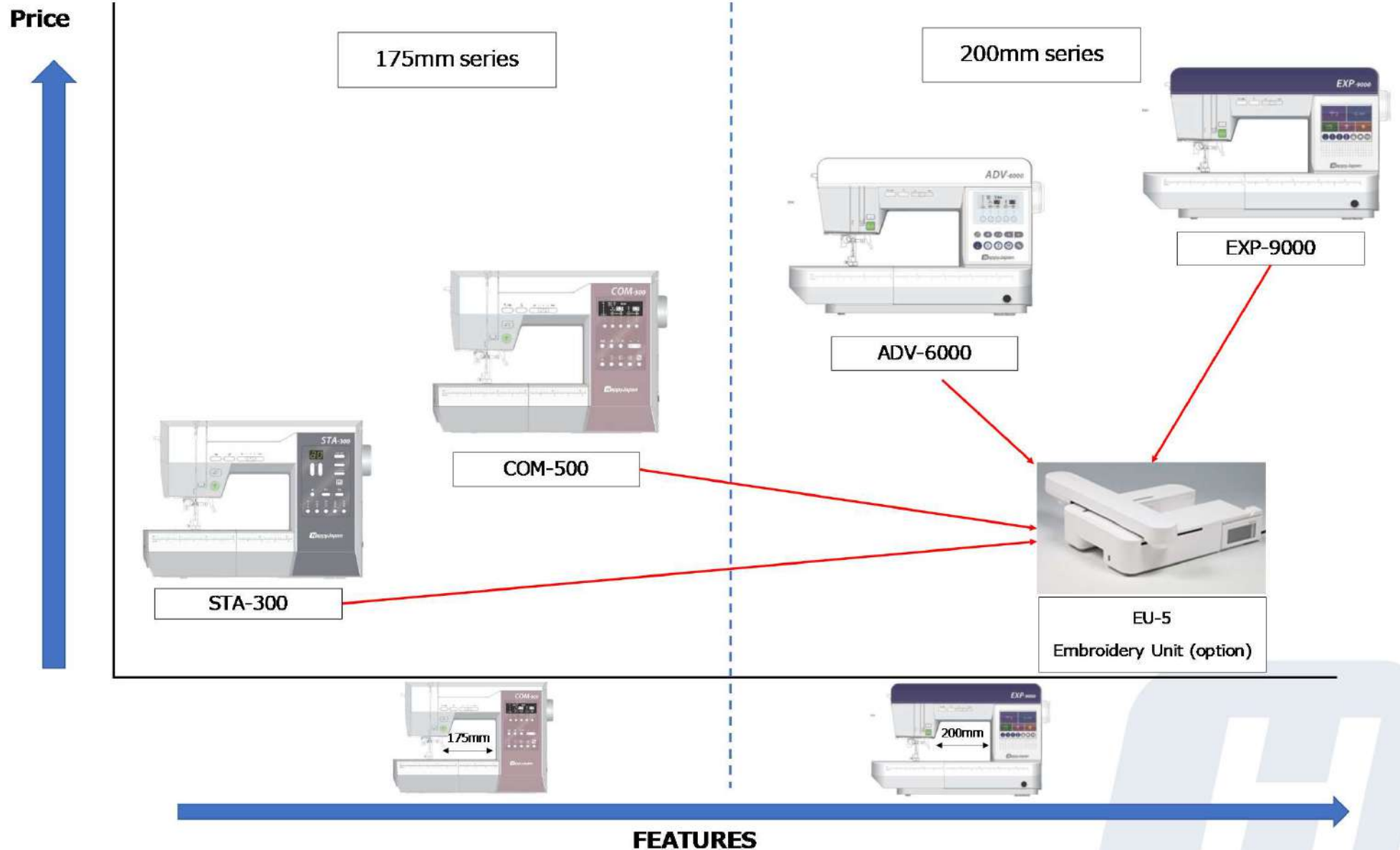


HappyJapan

EXP-9000 / ADV-6000 / COM-500 / STA-300 / EU-5



Model Lineup

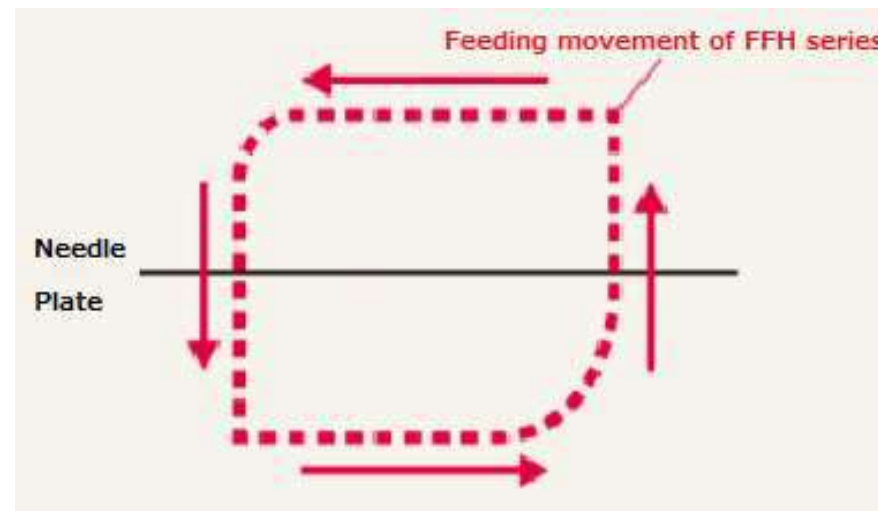


*The designs are subject to change without prior notice.

HPJ series 3 New Feeding features

1. HAPPY Premium BOX FEED

By horizontal moving of the feed dog, the feed dog and fabric can be in close contact longer than current models, feeding thick or stretchable fabrics smoothly.



Improve sewing quality



Other Brand



HPJ Series




HPJ series 3 New Feeding features

2. ZIGZAG foot (Standard foot)

Adjusting the two feed dogs on the front side and the presser foot to mesh with each other, feeding the cloth firmly as presser foot has a wide range movement to overcome steps and sew up even thick fabrics without skipping stitches.



Improvement of stitch for thick fabric



Other brand





HPJ Series



HPJ series 3 New Feeding features

3. Precise 7 Feed Dog

7 feed dogs with special tip processing can reduce shrinkage of thin fabrics, also available for cloth feeding during sewing heavy fabric



Other Brand



HPJ Series



Advantages of HPJ series

Happy one step needle threader


Just put a thread on the guide and lower the lever, thread passes through needle easily.



No looping end of thread

Quick change needle plate

Easy replacement from zigzag needle plate to straight needle plate without screw driver.



Peace and quiet

Enjoy quiet sewing without causing disruptions to others.



Quality improvements for HPJ series

Upper thread tension of corner stitch

Improved by updating thread tension



Other brand




HPJ Series

Back stitch looping of start sewing

Improved by updating reverse stitch



Other brand



HPJ Series

Narrow Zigzag stitch

Improved by updating thread tension



Other brand



HPJ Series



Standard accessories

Wide Extension table

Wider space makes easier sewing for large works such as curtains and quilts
(EXP-9000/ADV-6000)



Foot Controller

Easy start and stop operation with your foot



Specification / Features

HPJ Series Features	
Pressure Foot Adjustment	The pressure of the presser foot can be adjusted from 5 levels according to the thickness of the fabric.
Computerized Automatic Thread Tension	Computer sets the optimum thread tension according to the pattern.
Automatic Thread Cutter	Upper/bobbin thread cut automatically without noise, available memorizing thread cut timing
New threading system	Just threading in numerical order regardless of needle position
Thread sensor	Sensor stops automatically if needle thread break
Easy bobbin winding	Just set bobbin to shaft, wind thread, Motor automatically stops when it finishes.
Easy bobbin threading	Inserting bobbin an tread along guide, start sewing without pulling up bobbin thread.
Knee lifter	A knee lifter allows you to raise / lower the pressure foot
Silent design	Comfortable sewing without noise
Embroidery unit	Available as option

*The specifications/features are subject to change without prior notice.

Advantages of EXP-9000

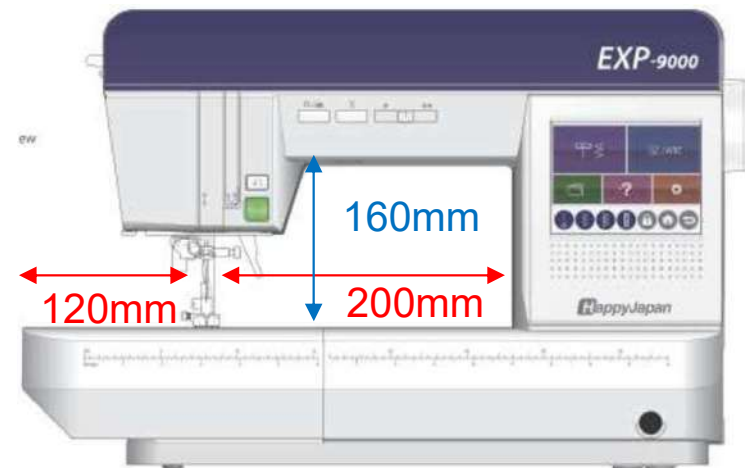
Color LCD Screen

Simple, clean, easy-to-read color LCD screen design
 As EXP-9000 touch panel, easy to use and excellent operation.



Wide Sewing Space

Wide sewing space 200mm.
 Easy to handle even large sewing works.



EXP-9000 Features


Lock button

By lock button, replacing needle/foot safely and easily.



Elongator


It can be stretched stitches without changing sewing density



※depends on stitch designs

Mirror image

Design can be inverted



※depends on stitch designs



Specifications for EXP-9000 / ADV-6000

	EXP-9000	ADV-6000
Pattern indication	Big color LCD touch panel	LCD display
Pattern	478	192
Lettering stitch *Specification for Japanese market	Alphabet by 3 types	Alphabet (1 font)
Thread tension	Computerized	Computerized
Automatic thread cutter	Yes	Yes
Automatic needle threader	Happy one step needle threader	Happy one step needle threader
Easy bobbin threading	Yes	Yes
Easy bobbin winding	Yes	Yes
Pressure foot Adjustment	Yes (5 level)	Yes (5 level)
Quiet design	Yes	Yes
Elongator	Yes	-
Mirror image	Yes	-
Lock button	Yes	-
Drop feed	Yes	Yes
Knee lifter	Yes	Yes
Embroidery unit(EU-5)*option	Available	Available
Foot controller	Yes(Standard)	Yes(Standard)
Wide extension table	Yes(Standard)	Yes(Standard)
Machine size (mm)	W475×D186×H300	W475×D186×H300
Weight	8.9kg	8.8kg
Speed (Max speed)	850rpm	850rpm

*The specifications are subject to change without prior notice.

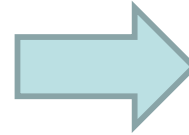
Specifications for COM-500 / STA-300

	COM-500	STA-300
Pattern indication	LCD display	LED display
Pattern	192	120
Lettering stitch *Specification for Japanese market	Alphabet (1 font)	-
Thread tension	Computerized	Mechanical
Automatic thread cutter	Yes	-
Automatic needle threader	Happy one step needle threader	Happy one step needle threader
Easy bobbin threading	Yes	Yes
Easy bobbin winding	Yes	Yes
Pressure foot Adjustment	Yes (5 level)	Yes (5 level)
Quiet design	Yes	Yes
Elongator	-	-
Mirror image	-	-
Lock button	-	-
Drop feed	Yes	Yes
Knee lifter	-	-
Embroidery unit(EU-5)*option	Available	Available
Foot controller	Yes(Standard)	Yes (Standard)
Wide extension table	Option	Option
Machine size (mm)	W427xD196xH300	W427xD196xH300
Weight	8.0kg	8.0kg
Speed (Max speed)	850rpm	850rpm

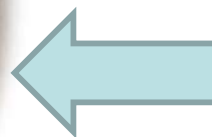
*The specifications are subject to change without prior notice.

Embroidery Unit EU-5 (Option)

EU-5 can be connected to all HPJ series.




Just slide into machine.



Set the hoop & Ready

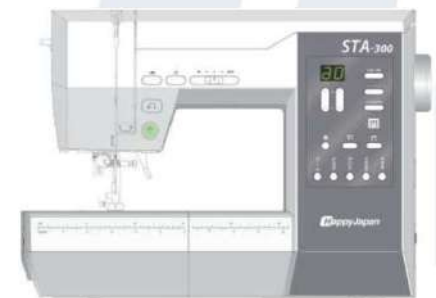
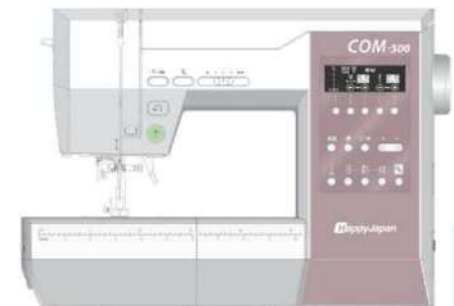
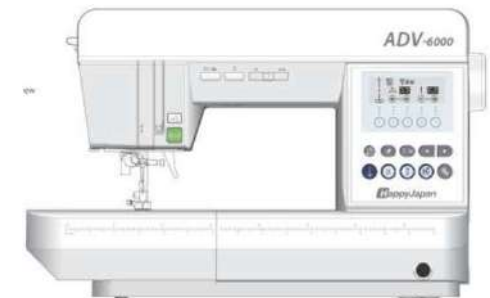

Advantage

EU-5 can be connected to all HPJ series.



Users can start sewing without embroidery unit, no need to purchase as a combo machine.

They can add EU-5 after getting accustomed to sewing.



Specification of EU-5

1	Embroidery Size (Standard Hoop)	130 x 200mm	
2	Optional Hoops	100 x 100mm, 50 x 40mm	
3	Built-in Design	150 designs	
4	Buit-in Fonts	4 fonts	10mm~30mm adjustable by 1mm
5	Empbroidery Speed	Up to 750 rpm	
6	Display	Monotone Touch LCD 73mm x 36mm	
7	External Design Reading	USB (DST format)	4 levels by folder can be sorted by file name.
8	Software Update	From USB	
9	Power Failure Recovery	YES	Recover selected design
10	Duration Display	YES	Total time and color block time by minutes.
11	Color Change Count Display	YES	
12	Display suitable hoop	YES	Once pattern has selected, the suitable hoop will be selected.
13	Color Change by Letter	YES	Automatically cut the thread by each letters and stop (ON/OFF)
14	Letter spacing adjustment	YES	-5.0mm~9.9mm (by 0.1mm)
15	Reverse Pattern	YES	
16	Scalling	YES	80%-120% (by 1%)
17	Rotate Pattern	YES	1, 5, 45 degree clockwise or counterclockwise
18	Combination of letters and patterns	YES	Up to 3 patterns
19	Save embroidery data	USB	
20	Monograming (holizontal, arc)	YES	

*The specifications are subject to change without prior notice.