

# COM-500



## Standard



### Foot controller

Easy start and stop operation with your foot.

- Size (Main body) W427mm × H300mm × D196mm
- Weight (Main body) 8.0kg

## Other features

Comfortable sewing and easy use with innovative features.  
Joy of sewing, Happy COM-500.

READY LAMP	Easily adjust the pressure according to your fabric, from thin to thick. *5 Levels
TACKING STITCH	One-touch button allows for a neat finishing tack stitch.
ONE-TOUCH SLOW BUTTON	Slower the sewing speed instantly.
NEEDLE UP/DOWN BUTTON	The needle goes up and down with each press of the button, making it convenient for corner sewing and single stitch sewing.
THREAD BREAK DETECTION	Built-in sensor automatically stops when the upper thread breaks.
DROP FEED	Lower the feed dog with a lever, moving the fabric freely, ideal for free motion quilting.
HAND-SEWN QUILT STITCH	Possible to sew hand-sewn style quilts and give sashiko style finishing.

## Options



### Wide extension table

Wider space makes sewing for large works easily such as curtains and quilts.



### Optional embroidery unit

#### EU-5

Connect optional embroidery unit to enhance your works.

# imagination to creation

# COM-500

## HappyJapan



Manufactured by:

### HappyJapan

HappyJapan Inc.

TOKYO OFFICE 2-9-5,Taito,Taito-ku,Tokyo, Japan  
TEL: +81-3-3834-0711 FAX: +81-3-3835-8917  
E-mail: sew-info@happyjpn.com  
<https://www.happyjpn.com/en/product/sewing>



Distributed by:

GOVIC COMPANY d.o.o. | Franje Račkog 10 | 51000 Rijeka | CROATIA

[www.govic-company.hr](http://www.govic-company.hr)

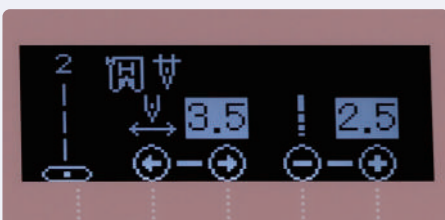
[info@govic-company.hr](mailto:info@govic-company.hr)

# COM-500

Comfortable sewing and easy use with innovative features.  
Joy of sewing, Happy COM-500.



## Key features



### LCD SCREEN

LCD screen with a black background that is easy to see even in bright places. Displays the optimal foot pressure for the sewing pattern clearly on the screen. Inform with illustrations if an incorrect operation is made.



### ADJUSTABLE PRESSURE CONTROL

Easily adjust the pressure according to your fabric, from thin to thick. \*5 Levels



### AUTOMATIC THREAD CUTTER

Just press the button at the end of sewing and the upper and lower threads will be cut automatically. The remaining threads are short and the thread cutting sound is quiet.




### LED LAMP

Featuring high brightness, long lifespan, and energy-saving LED for your safety sewing. \* Twin light.



### FULLY AUTOMATIC BUTTONHOLE

Simply set the button and leave the rest to the sewing machine, the size will be handled by the machine.



### COMPUTERIZED AUTOMATIC THREAD TENSION

The thread tension is automatically adjusted to the optimal tension level based on your pattern.



### High Speed


### Sewing speed

The maximum sewing speed is 900 stitches per minute.



### Easy bobbin winding

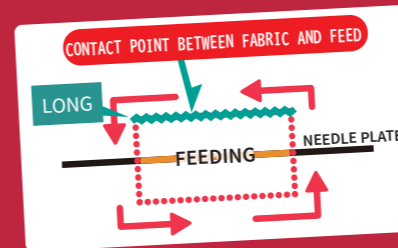
To set up the bobbin for winding, simply insert the bobbin to the shaft, wind the thread. The motor automatically stops when winding finish.



### Easy bobbin threading

Just insert bobbin and follow the guide, it allows you to start sewing without pulling up bobbin thread.

### HAPPY BOX FEED



Ideal sewing function for thick, thin and elastic fabrics.

By horizontal movement of the feed dog, the feed dog contacts fabrics longer time than current models, feeding thin or stretchable fabrics smoothly.

### ZIGZAG FOOT (standard foot)



Eliminate skipping stitches.

Newly Improved zigzag foot feeds the fabrics firmly. Wide movement of zigzag foot allows to sew thick fabrics without skipping stitch.

### 7 PIECE FEED DOG



Reducing puckering of thin fabric.

7 piece feed dog reduces slipping and puckering.

### Happy one step needle threader



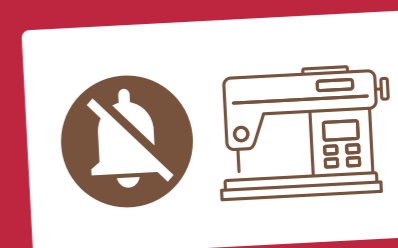
Thread up to the guide and lower the lever, get the thread through the eye of the needle. An excellent feature operated with one hand action. (\* For household sewing machine needles 11 to 16)

### Quick change needle plate



Easy replacing the zigzag needle plate to straight needle plate.

### Silent design



Comfortable sewing without noise.

## Stitch pattern List 192 types

1	2	3	4	5	6	7	8	9	10	11	12	13	14	15	16	17	18	19	20	21	22	23	24	25	26	27	28	29	30	31	32	33	34	35	36	37	38	39	40	41	42	43	44	45																							
.....	.....	.....	.....	.....	.....	.....	.....	.....	.....	.....	.....	.....	.....	.....	.....	.....	.....	.....	.....	.....	.....	.....	.....	.....	.....	.....	.....	.....	.....	.....	.....	.....	.....	.....	.....	.....	.....	.....	.....	.....	.....	.....	.....	.....																							
A	B	C	D	E	F	G	H	I	J	K	L	M	N	O	P	Q	R	S	T	U	V	W	X	Y	Z	abc	ABC	.....	a	b	c	d	e	f	g	h	i	j	k	l	m	n	o	p	q	r	s	t	u	v	w	x	y	z	0	1	2	3	4	5	6	7	8	9	!	~	.....