

Other Features



Sewing Speed Control
The sewing speed can be set between 200 and 1,500 stitches per minute when using the foot controller.



Easy Bobbin Replacement
Bobbin replacement is a breeze even with the auxiliary table installed, thanks to a large bobbin case opening and a removable plate in the auxiliary table.



Bobbin Case
Open or close the bobbin case latch to allow the vertical bobbin case to be inserted into or removed from the machine with ease. This bobbin case also allows you to adjust the bobbin thread tension.



Knee Lifter Lever
The knee lifter lever allows you to lift/lower the presser foot without using your hands. The presser foot can be raised as high as 12 mm, making it easy to insert thick fabrics and large projects.



Machine Threading
The slit in the thread take-up makes threading extremely easy.

Bobbin Winding (Auto Stop)

Prepare the bobbin for winding simply by installing it on the bobbin winder. The bobbin stops spinning automatically when it is full.

Thread Tension Scale

Use the thread tension scale to easily adjust the tension according to the thread and material to be used.

Drop Feed

The feed dog can be raised and lowered by moving the lever. Perform free-motion quilting and free-hand embroidery with ease.

Portable Power

Sew anytime, anywhere with this portable but powerful machine equipped with a carrying handle.

Standard Attachments



Standard Presser Foot




Hemming Foot



Zipper Attaching Foot



Smooth Foot (for Thick Fabric)



Throat Plate for Thick Fabric

Optional Attachments



Hinged Zipper Foot
Useful for sewing zippers and narrow pieces.



Invisible Zipper Foot (Metal)
Used for inserting a concealed zipper.



Foot for Thin Fabric
For easily sewing lightweight materials.



Throat Plate for Thin Fabric
The small needle hole makes this throat plate perfect for sewing lightweight materials.

Professional Sewing Table (Industrial Type)

Size : 1050 (W) x 550 (D) x 750 (H) mm



Specifications / TL-2300

| | |
|------------------------------|---|
| Sewing Speed | Min.55 - Max.1,500SPM |
| Stitch Length | Max. 6mm |
| Lift of the Presser Foot | By lever Max. 9mm, by knee lifter Max. 12mm |
| Needle | 134, DP X5 (Nm65-110 / No.9-18) |
| Dimensions | 452 (W) x 350 (H) x 219 (D) mm |
| Weight (machine only) | 11.6kg |
| Auxiliary Table (dimensions) | 590 (W) x 335 (D) mm |
| Light | LED |
| Hook | Horizontal-axis Full-rotary Hook |
| Standard Attachments | Standard resser foot / Hemming foot / Zipper attaching foot / Smooth foot / Throat plate for thick fabric / Sewing machine cover/ Auxiliary table / Foot controller / Power cord / Exclusive screwdriver / Screwdriver (small) / Needles (134) / Cleaning brush / Bobbins (4pcs.) / Oiler / Spool cap / Knee lifter lever |

JUKI
JUKI CORPORATION
2-11-1, TSURUMAKI, TAMA-SHI, TOKYO
206-8551, JAPAN
<https://www.juki.co.jp>

JUKI ECO PRODUCTS This is an eco-friendly product which complies JUKI ECO PRODUCTS standards for protecting the environment.

●The sewing machine complies with the "JUKI Group Green Procurement Guidelines" on the use of hazardous substances, which is stricter than other restrictions, such as those of the RoHS Directive.

For details of JUKI PRODUCTS, refer to: https://www.juki.co.jp/eco_e/index.html

*The RoHS Directive is an EU Directive limiting the use of 6 hazardous substances (lead, hexavalent chromium, mercury, cadmium, PBB and PBDE) in electrical and electronic equipment. The Juki Green Procurement Guideline is the voluntarily established criteria to eliminate not only the aforementioned six substances, but also other ones which also adversely affect the environment.



Semi Professional Sewing Machine
TL-2300 Sumato
Industrial Technology

NEW



Float Function (micro-lifter)

Now equipped with the same mechanism as JUKI industrial sewing machines for preventing uneven sewing on quilts and velvet, as well as stretched stitches on knit fabrics. The presser foot floats 0 to 2 mm above the material, making it useful for sewing over thick seams.



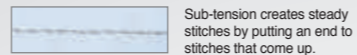
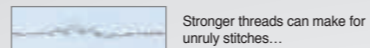
Presser Foot Pressure Adjustment

Turn the regulator on top of the machine to adjust the presser foot pressure according to the thickness of the fabric.



Sub Tension Unit


No matter the thread type, sub-tension ensures stitches are sewn with a balanced thread tension. Achieve Perfectly balanced threads with every stitch.



JUKI Original

Needle Up/Down and Slow-Motion Switch


Each press of the needle up/down switch moves the needle halfway up or down. Hold the switch down to sew a slow single stitch — useful when sewing corners and at the end of stitching.



Automatic Thread Trimmer

Perfectly trim the needle and bobbin threads with the simple push of a button. Industrial sewing machine technology provides exceptional durability, noise control and cutting. *Thicker threads (thread counts of Tex:80 or higher) and special-purpose threads should be trimmed with scissors.

NEW



Attachment Mounting Plate

A separate attachment mounting plate for installing fabric guides and other attachments. This extends the life of the sewing machine, as it can now be replaced when the mounting holes become damaged.

NEW



JUKI Original

Foot Controller

(with independent thread trimming foot switch) Designed for ease of pedaling, the controller allows you to stop the needle exactly where you want. It also responds flawlessly when you want to sew just one more stitch. The independent thread-trimming foot switch trims the thread smoothly with no missteps. The foot switch can be attached to either the left or right side of the pedal.



TL-2300 Sumato

Semi Professional Sewing Machine

Commitment to beautiful seams...

NEW

Adoption of industrial needles

This sewing machine uses durable industrial needles. The wide range of needle sizes accepted (Nm.65 to Nm.110) ensures the versatile sewing of heavy- to light-weight materials.



Vertical Full Rotary Hook

A vertical full rotary hook as in JUKI industrial sewing machines produces beautiful balanced and even stitching. Quiet smooth operation even at speeds up to 1,500 stitches per minute.



Sturdy Die-Cast Aluminum Frame

Machine body is made of a die-cast aluminum frame, minimizing vibration and noise. Professional performance is maintained by employing the same technology found in JUKI industrial sewing machines.

For heavy-weight materials



NEW

Thread Guide for Thick fabric


When sewing heavy-weight materials, the machine produces well-tensed seams without requiring significantly increased needle thread tension using thick threads for this thread guide.



NEW

Throat Plate for Thick Fabric

This throat plate has a larger needle hole and deeper thread relief grooves. These features help prevent stitching failures and produce well-tensed seams when using a heavy-weight material and thick thread in combination.



NEW

Smooth Foot for Thick Fabric

Deeper thread relief grooves on the reverse side of the smooth foot help produce well-tensed seams even when using thick thread. The sewing material slides steadily under the smooth foot without sticking, ensuring a steady sewing flow.



The sewing machine also promises high-quality finish when sewing light- to medium-weight materials. Configured to sew with needles up to Nm.65, the machine sews beautifully with light-weight materials such as organdie, georgette, lawn cloth and cupra.

Normal Threading

Use the conventional threading method when sewing light- to medium-weight materials.



Normal Throat Plate

This throat plate accommodates wide-ranging materials and never allows materials to slip through the needle hole. A throat plate with a smaller needle hole can also be used for light-weight materials (optional).



Standard Presser Foot

This standard-type presser foot promises ease of use when sewing straight, curved, and edged sections of light- to medium-weight materials. A presser foot effective for light-weight materials is separately available when flopping of the material is a concern.

For light- to medium-weight materials