

INFINITY²⁶

Versatility and precision
for a variety of styles,
techniques and projects.



Adaptable, intelligent, creative and strong. These words encompass everything that you are as a quilter. These same words perfectly describe the HQ Infinity. Just as you continuously evolve your quilting designs and methods, this is the machine that adapts along with you. From the flexible stitch regulation to the adjustable handlebars, every aspect of the Infinity is designed to work with you and the way you quilt. No other machine is as innovative, powerful and feature-rich as the HQ Infinity. Whether you quilt for yourself or others, you deserve a quilting machine that looks as beautiful in your home as your custom quilts. Welcome to the best way to finish quilts.

PACKAGE INCLUDES:

HQ Infinity® 26-inch longarm | Stitching speed of up to 3,100 precision stitches per minute

Comfort-Fit™ handlebars with integrated micro handles | Quilt-View™ camera with Quilter's Eye technology

10- or 12-foot professional HQ Gallery2 Frame™ with HQ Precision-Glide Track® System | HQ Gallery Leaders (set of 3)*

*Optional 14-foot Extension Kit available late 2018.





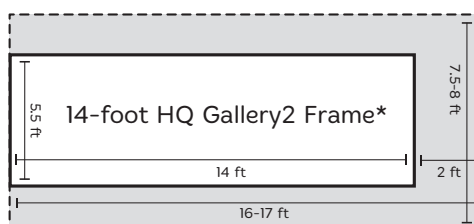
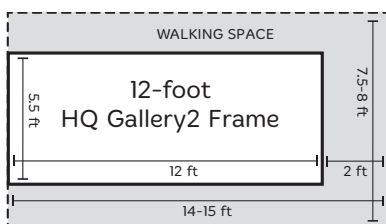
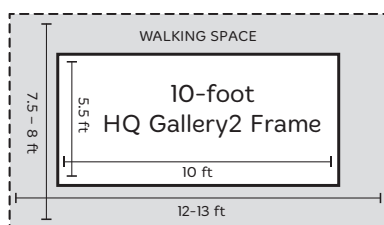
Designed by a Quilter, for Quilters.®

www.HandiQuilter.com • 1-877-MY-QUILT



HQ Infinity with Gallery2 Frame footprint.

-  Machine with frame
-  Walking space



*Optional frame size. 14-ft Extension Kit available late 2018.

Infinity Features

- Total Light System
 - + LED handlebar lights
 - + LED light ring (needle bar)
 - + LED throat lights
 - + Both LED and UV lighting
- Large front and rear touchscreens with simple icon-based interface and on-screen reference (threading guide, needle and thread guide)
- HQ Handi Feet mount with quarter-inch ruler foot installed, open-toe foot included.

ALL HQ LONGARMS FEATURE:

- HQ Nationwide Retailer Support
- HQ Warranty: 10 years casting, 5 years electrical and mechanical
- Designed, engineered and assembled in the U.S.A.
- Educational videos, tutorials and tips available at HandiQuilter.com

ADDITIONAL FEATURES

- Front power switch
- Bobbin-thread cutter
- Pinpoint needle laser
- Easy-Touch Tension™ with stored presets
- On-screen hand wheel
- Adjustable spool tray and thread mast included
- Synergy Stitch™ regulation with Precision and Cruise modes
- Five basting stitch options
- Manual stitching mode with three speed presets
- Quilting alarm and project timer
- Stitch counters
- Programmable handlebar buttons
- Integrated micro handles
- Thread-break sensor with alarm
- Bobbin-use estimator with low-bobbin alarm, with up to twenty presets
- Needle-stop position control
- Internal diagnostics
- Handi Accessory Rail
- Integrated, adjustable laser light for pantographs
- High-speed rotary hook with large-capacity M-class bobbin
- Easy needle change with ergonomic thumb screw
- User-upgradeable machine software
- Four extra bobbins, 20 needles, sample thread pack included
- Four language options: English, French, German and Spanish

OPTIONAL ACCESSORIES

- Pro-Stitcher®
- HQ Easy-Click™ Ruler Base
- Groovy Boards
- Groovy Board adapter and stylus
- Interchangeable Handi Feet
- Horizontal Spool Pin

Contact your local authorized HQ retailer:

